



Product designation

Motor protection
circuit breaker
SM1R

Product type designation

Electrical features

Number of poles	Nr.	3
Magnetic protection		yes
Thermal protection		yes
Phase failure detection		yes
Rated insulation voltage U_i IEC/EN	V	690
Rated impulse withstand voltage U_{imp}	kV	6
Rated frequency	Hz	50/60
Thermal trip adjustment range		9...14
Rated current (I_n)	A	14
Magnetic tripping		13 x I_n

Operational short-circuit current breaking capacity (I_{cs}) at AC

230V	kA	100
400V	kA	100
440V	kA	42
500V	kA	42
690V	kA	2

Maximum short-circuit current breaking capacity (I_{cu}) at AC

230V	kA	100
400V	kA	100
440V	kA	100
500V	kA	42
690V	kA	4

Tripping class

10A

IEC Utilization category

A

Operations

Mechanical life	cycles	100000
Electrical life	cycles	100000

Mechanical features

Tightening torque for terminals

min	Nm	2.5
max	Nm	3
min	lbin	22
max	lbin	26.5

Max number of wires simultaneously connectable

Nr. 2

Conductor section

AWG/Kcmil

min	16
max	8

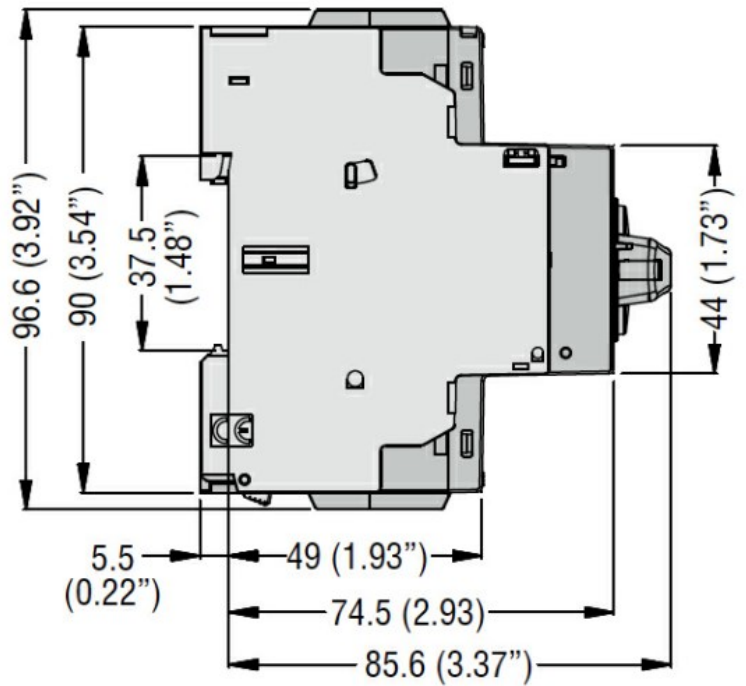
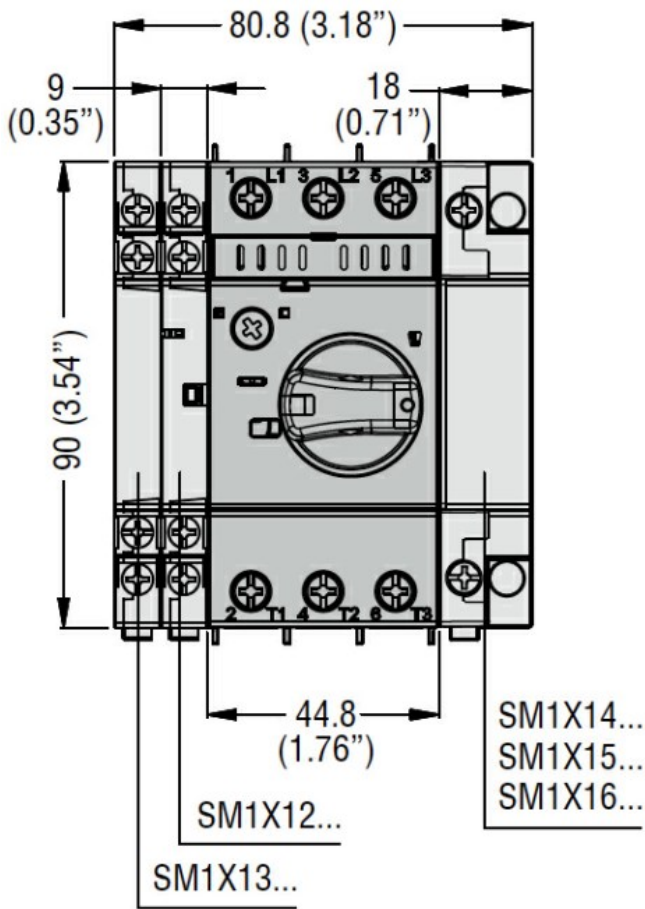
Flexible w/o lug conductor section

min	mm ²	1
-----	-----------------	---

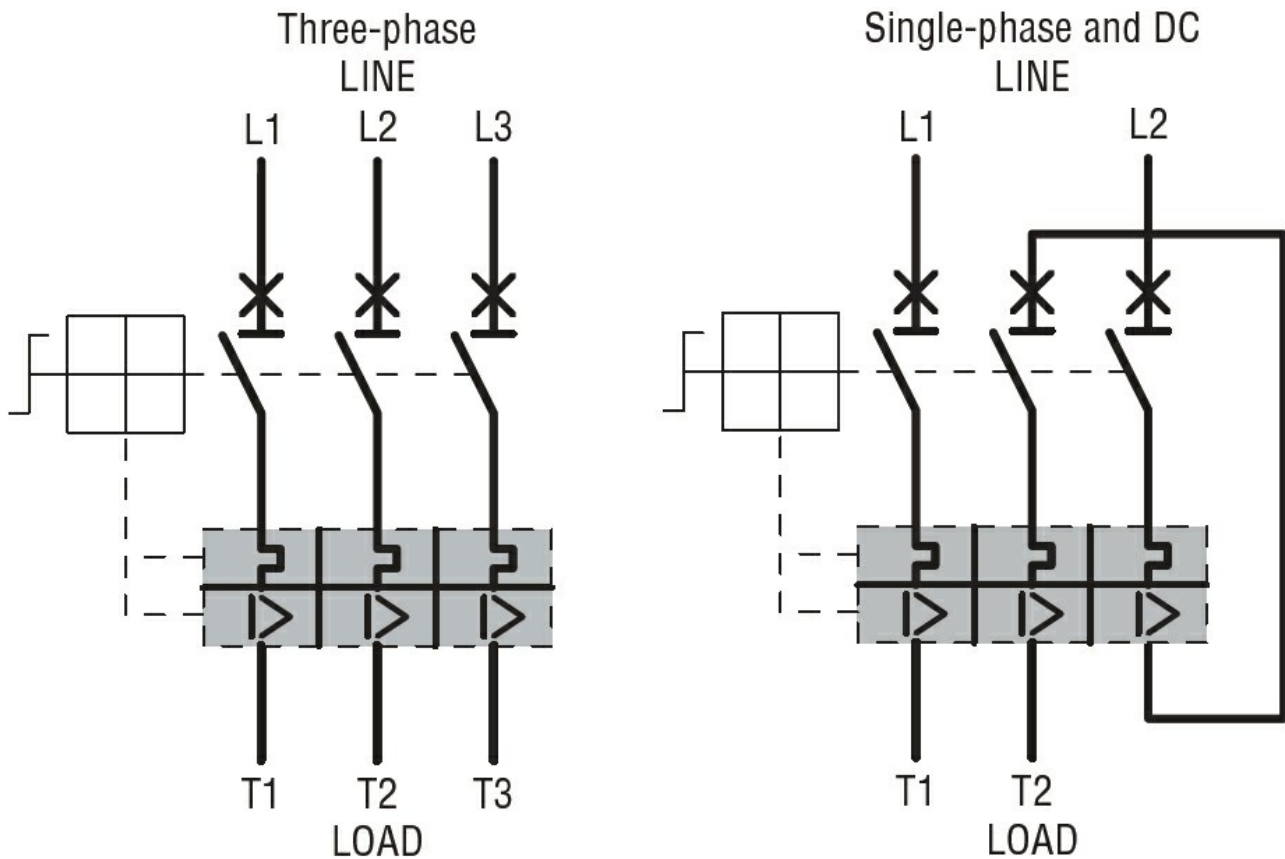
Flexible c/w lug conductor section

	min	mm ²	1
Flexible with insulated spade lug conductor section	min	mm ²	1
Screwdriver			PH2
Power terminal protection according to IEC/EN 60529			IP20
Cable stripping length	main circuit	mm	1
Ambient conditions			
Temperature			
Operating temperature			
	min	°C	-20
	max	°C	+60
Storage temperature			
	min	°C	-50
	max	°C	+80
Compensation temperature			
	min	°C	-20
	max	°C	+50
Max altitude		m	3000
Operating position	normal allowable		Vertical plan Any
Fixing			Screw / DIN rail 35mm
Weight		g	390
UL technical data			
Motor Disconnect			
	at 240V	kA	30
	at 480V	kA	30
	at 600V	kA	30
	protection		200A class J
Group Motor Installation			
	at 240V	kA	30
	at 480V	kA	30
	at 600V	kA	30
	protection		200A class J
Tap Conductor Protection			
	at 480Y/277V	kA	65
	at 600Y/347V	kA	30
UL508 / UL 60947-4-1 Manual Self Protected Combination Motor Controller (Type E) Short circuit current			
	at 240V	kA	65
	at 480Y/277V	kA	30
	at 600Y/347V	kA	65
Maximum UL/CSA horsepower ratings single-phase			
	110V-120V	HP	3/4
	220V-240V	HP	2
Maximum UL/CSA horsepower ratings three-phase, 3-pole			
	200V-208V	HP	3
	220V-240V	HP	3
	440V-480V	HP	10
	550V-600V	HP	10

Dimensions



Wiring diagrams



Certifications and compliance

Certifications

CSA C22.2 n° 14

IEC/EN 60947-1

IEC/EN 60947-2

IEC/EN 60947-4-1

UL508

Compliance

cULus

EAC

ETIM classification

ETIM 8.0

EC000074 -
Motor protection
circuit-breaker